



BABY-GENE

A child's future is worth every sacrifice

Detection of congenital & genetic abnormalities of



Heart



Brain



Metabolism



Hearing



Social behaviour



Phenotypic disorders

A CHILD'S FUTURE IS WORTH EVERY SACRIFICE

babycell[®]
Preserve Your Love

Phalanx
Testing partner



For more information

babycell.in | **1800 209 0309** | SMS 'Babycell' to 56677

DID YOU KNOW?

Genetic level mutations lead to

Delayed
development

Intellectual
disability

Speech defects

Austistic spectrum
disorder

BENEFITS OF POST NATAL GENETIC DIAGNOSIS



Detection of 367
gene mutations



Diagnosis of over
300 diseases



Non invasive
and safe

Targeted chromosomal microarray for detecting abnormalities related to micro-deletions and micro-duplications

- ✓ Detects chromosomal abnormalities and familial diseases of fetuses and infants.
- ✓ High-density probe deployment, detecting chromosomal micro-deletions and micro-duplications.
- ✓ In addition to detecting aneuploidy diseases (such as Down's syndrome), CytoOneArray can simultaneously detect 367 genetic abnormalities (326 diseases and 41 sub-telomeric regions).
- ✓ Emphasis on detecting developmental delays (DD) and intellectual disabilities (ID).
- ✓ Excludes common CNVs in non-specific areas.
- ✓ From analyzing data to the report output, CytoOneArray is easy to operate with our software!

Application



Postnatal Testing

- Identifies chromosomal abnormalities from blood DNA
- Provides relevant phenotype information
- Similar to performing 367 FISH experiments simultaneously

Process
























Requisition form &
Informed consent

Sample
Collection








































Array
Analysis

Report
Explains test results





















































DISEASES SCREENED

Disease Name	Cytoband
1 Autism (ACMG possible region)	2q37.1
2 Autism (ACMG possible region)	13q14.2
3 Autism (ACMG possible region)	18q21.1
4 Adrenal hypoplasia, congenital (AHC) 	Xp21.2
5 Adrenoleukodystrophy (ALD)	Xq28
6 Agammaglobulinemia, X-linked 1 (XLA)	Xq22.1
7 Alagille syndrome 1 (ALGS1) 	20p12.2
8 Albinism, oculocutaneous, type II (OCA2)	15q12-q13.1
9 Alpha thalassemia/mental retardation syndrome	16p13.3
10 Alport syndrome, X-linked (ATS)	Xq22.3
11 Alzheimer disease 1, familial (AD1)	21q21.3
12 Androgen insensitivity syndrome (AIS) 	Xq12
13 Angelman syndrome (AS)	15q11.2-q13.1
14 Aniridia (AN)	11p13
15 Asperger syndrome, X-linked, susceptibility to, 1 (ASPGX1)	Xq13.1
16 Autism (contain A2BP1 gene)	16p13.3
17 Autism (contain ANKRD11 gene)	16q24.3
18 Autism (contain CDH8 gene)	16q21
19 Autism (contain CNTNAP1 gene)	17q21.2-q21.31
20 Autism (contain DLGAP2 gene)	8p23.3
21 Autism (contain DPP10 gene)	2q14.1
22 Autism (contain DPP6 gene) 	7q36.2
23 Autism (contain NLGN1 gene)	3q26.31
24 Autism (contain PCDH9 gene)	13q21.32
25 Autism susceptibility 15 (AUTS15)	7q35-q36.1
26 Autism susceptibility 16 (AUTS16)	3q24
27 Autism susceptibility 17 (AUTS17)	11q13.3-q13.4
28 Autism susceptibility 6 (AUTS6)	17q11.2
29 Autism susceptibility, X-linked 2 (AUTSX2)	Xp22.32-p22.31
30 Autism, susceptibility to, X-linked 3 (AUTSX3)	Xq28
31 Axenfeld-Rieger syndrome, type 1 (RIEG1)  	4q25
32 Axenfeld-Rieger syndrome, type 3 (RIEG3) 	6p25.3
33 Bannayan-Riley-Ruvalcaba syndrome (BRRS)	10q23.2-q23.31
34 Bartter syndrome, antenatal, type 2	11q24.3
35 Basal cell nevus syndrome (BCNS)	9q22.32
36 Beckwith-Wiedemann syndrome (BWS)	11p15.5-p15.4
37 Blepharophimosis, ptosis, and epicanthus inversus (BPES)	3q22.3-q23
38 Borjeson-Forssman-Lehmann syndrome (BFLS) 	Xq26.2
39 Brachydactyly, type C (BDC)	20q11.22
40 Brachydactyly-mental retardation syndrome (BDMR)   	2q37.3
41 Branchiootorenal syndrome 1 (BOR1)	8q13.2-q13.3
42 Buschke-Ollendorff syndrome (BOS)	12q14.2-q14.3
43 Campomelic dysplasia (CMPD)    	17q24.3
44 Cardiomyopathy, dilated, 1J (CMD1J) 	6q23.2
45 Cat eye syndrome (CES)   	22q11.1-q11.21
46 Cerebral creatine deficiency syndrome 1 (CCDS1)	Xq28
47 Charcot-Marie-Tooth disease type 1A (CMT1A)	17p12
48 CHARGE syndrome  	8q12.1-q12.2
49 Chondrodysplasia punctata 1, X-linked recessive (CDPX1) 	Xp22.33
50 Chondrodysplasia, Grebe type 	20q11.22

DISEASES SCREENED

Disease Name	Cytoband
51 Chromosome 1p36 deletion syndrome  	1p36.33
52 Chromosome 1q21.1 deletion syndrome, 1.35-Mb 	1q21.1-q21.2
53 Chromosome 1q21.1 duplication syndrome	1q21.1-q21.2
54 Chromosome 1q24.3 microdeletion	1q24.3-q25.1
55 Chromosome 1q41-q42 deletion syndrome  	1q41-q42.11
56 Chromosome 2p16.1-p15 deletion syndrome  	2p16.1-p15
57 Chromosome 2p21 duplication	2p21
58 Chromosome 2p25.3 duplication/ deletion	2p25.3
59 Chromosome 2q13 microdeletion /microduplication	2q13
60 Chromosome 2q24.3 deletion	2q24.3
61 Chromosome 3pter-p25 deletion syndrome  	3p26.3-p26.1
62 Chromosome 3q29 microdeletion syndrome	3q29
63 Chromosome 4p16.1 duplication	4p16.1
64 Chromosome 4q21 deletion syndrome	4q21.21-q21.22
65 Chromosome 6p22 deletion	6p22.3
66 Chromosome 6pter-p24 deletion syndrome 	6p25.3
67 Chromosome 7q31.2 microdeletion/microduplication	7q31.2
68 Chromosome 8p22-p23.1 duplication   	8p23.1-p22
69 Chromosome 8q11 duplication	8q11.23
70 Chromosome 8q21 microdeletion	8q21.13
71 Chromosome 9p deletion syndrome 	9p22.3
72 Chromosome 10q23 deletion syndrome	10q23.1-q23.31
73 Chromosome 10q23.1 microdeletion	10q22.3-q23.1
74 Chromosome 10q26 deletion syndrome   	10q26.3
75 Chromosome 12p13 microdeletion	12p13.31
76 Chromosome 12q24.21-q24.23 microduplication 	12q24.21-q24.23
77 Chromosome 13q12 microduplication	13q12.11
78 Chromosome 13q33-q34 microdeletion	13q33.3-q34
79 Chromosome 14q11-q22 deletion syndrome 	14q11.2
80 Chromosome 14q32.2 microdeletion	14q32.2
81 Chromosome 15q11-q13 duplication syndrome	15q11.2-q13.1
82 Chromosome 15q13.3 microdeletion syndrome	15q13.3
83 Chromosome 15q21 microdeletion syndrome 	15q21.1-q21.2
84 Chromosome 15q24 deletion syndrome 	15q24.1-q24.2
85 Chromosome 15q25 deletion syndrome	15q25.2-q25.3
86 Chromosome 15q26-qter deletion syndrome   	15q26.3
87 Chromosome 16p11.2 deletion syndrome, 593kb 	16p11.2
88 Chromosome 16p11.2 duplication syndrome	16p11.2
89 Chromosome 16p11.2 microdeletion 	16p11.2
90 Chromosome 16p12.1 microdeletion 	16p12.2
91 Chromosome 16p13.1 microdeletion/ microduplication	16p13.11
92 Chromosome 16p13.3 deletion syndrome 	16p13.3
93 Chromosome 16p13.3 duplication syndrome 	16p13.3
94 Chromosome 18p deletion syndrome  	18p11.32-p11.31
95 Chromosome 18p deletion syndrome	18p11.23-p11.22
96 Chromosome 18q deletion syndrome     	18q22.3-q23
97 Chromosome 21q21 deletion	21q21
98 Chromosome 22q11.2 microduplication syndrome 	22q11.21
99 Chromosome Xp11.3 deletion syndrome 	Xp11.3
100 Chromosome Xp22 deletion syndrome	Xp22.11
101 Chronic granulomatous disease, X-linked (CGD)	Xp11.4
102 Cleft palate, isolated (CPI) 	2q33.1-q33.3






























































DISEASES SCREENED

Disease Name	Cytoband
103 Cleidocranial dysplasia (CCD)	6p21.1
104 Coffin-Lowry syndrome (CLS)  	Xp22.12
105 Cornelia de Lange syndrome 1 (CDLS1)   	5p13.2
106 Cornelia de Lange syndrome 2 (CDLS2)   	Xp11.22
107 Cortical dysplasia-focal epilepsy syndrome 	7q35-q36.1
108 Cowden syndrome 1 (CWS1)	10q23.2-q23.31
109 Craniofacial dysostosis with short stature   	11p15.2-p15.1
110 Craniofrontonasal syndrome (CFNS)    	Xq13.1
111 Craniosynostosis, type 2 (CRS2)	5q35.2
112 Cri-du-Chat syndrome 	5p15.31-p15.2
113 Currarino syndrome 	7q36.3
114 Cystinosis, Nephropathic (CTNS)	17p13.2
115 Dandy-Walker syndrome (DWS) 	3q24
116 Danon disease 	Xq24
117 Deafness, autosomal dominant 10 (DFNA10)	6q23.2
118 Diaphragmatic hernia 2 (DIH2) 	8p23.1
119 Diaphragmatic hernia 3 (DIH3) 	8q23.1
120 Diaphragmatic hernia, congenital 	15q26.1-q26.3
121 DiGeorge syndrome (DGS)  	22q11.21
122 DiGeorge syndrome    	10p14-p13
123 DiGeorge syndrome    	10p12.31
124 Dihydropyrimidine dehydrogenase deficiency	1p21.3
125 Down syndrome 	21q22.12-q22.2
126 Duane-radial ray syndrome (DRRS)  	20q13.2
127 Dyggve-Melchior-Clausen disease (DMC) 	18q21.1
128 Epilepsy, childhood absence, susceptibility to, 5 (ECA5) 	15q12
129 Epilepsy, X-linked, with variable learning disabilities and behavior disorders	Xp11.23
130 Epileptic encephalopathy, early infantile, 1 (EIEE1)	Xp22.13-p22.12
131 Epileptic encephalopathy, early infantile, 1 (EIEE1)	Xp21.3
132 Epileptic encephalopathy, early infantile, 3 (EIEE3)	11p15.5-p15.4
133 Epileptic encephalopathy, early infantile, 4 (EIEE4)	9q34.11
134 Epileptic encephalopathy, early infantile, 6 (EIEE6)	2q24.3
135 Epileptic encephalopathy, early infantile, 8 (EIEE8)	Xq11.1-q11.2
136 Epileptic encephalopathy, early infantile, 9 (EIEE9)	Xq22.1
137 Fabry disease 	Xq22.1
138 Familial adenomatous polyposis 1 (FAP1)	5q22.1-q22.3
139 Feingold syndrome 1 (FGLD1) 	2p24.3-p24.2
140 Focal dermal hypoplasia (FDH)    	Xp11.23
141 Forebrain defects	3p21.31-p21.2
142 Fragile X mental retardation syndrome	Xq27.3
143 Glycerol kinase deficiency 	Xp21.2
144 Greig cephalopolysyndactyly syndrome (GCPS)  	7p14.1-p13
145 Hemophilia A (HEMA)	Xq28
146 Hemophilia B (HEMB)	Xq27.1
147 Heterotaxy, visceral, 1, X-linked (HTX1) 	Xq26.3
148 Hirschsprung disease, susceptibility to, 1 (HSCR1)	10q11.21
149 Hirschsprung disease, susceptibility to, 2 (HSCR2)	13q22.3
150 Holoprosencephaly 1 (HPE1) 	21q22.3
151 Holoprosencephaly 2 (HPE2) 	2p21
152 Holoprosencephaly 3 (HPE3) 	7q36.3
153 Holoprosencephaly 4 (HPE4) 	18p11.31

DISEASES SCREENED

Disease Name	Cytoband
154 Holoprosencephaly 5 (HPE5)	13q32.3-q33.1
155 Holoprosencephaly 6 (HPE6)	2q37.2-q37.3
156 Holoprosencephaly 7 (HPE7)	9q22.32
157 Holoprosencephaly 9 (HPE9)	2q14.2
158 Holt-Oram syndrome (HOS)	12q24.21
159 Hypoparathyroidism, sensorineural deafness, and renal disease (HDR)	10p14
160 Hypophosphatemic rickets, X-linked dominant (XLHR)	Xp22.11
161 Hypotonia-cystinuria syndrome	2p21
162 Ichthyosis, X-linked (XII)	Xp22.31
163 Incontinentia pigmenti (IP)	Xq28
164 Iridogoniodysgenesis, type 1 (IRID1)	6p25.3
165 Jacobsen syndrome (JBS)	11q24.1-q24.3
166 Joubert syndrome 3 (JBTS3)	6q23.3
167 Joubert syndrome 4 (JBTS4)	2q13
168 Juvenile polyposis syndrome (JPS)	18q21.2
169 Kabuki syndrome 1 (KABUK1)	12q13.11-q13.12
170 Kabuki syndrome 2 (KABUK2)	Xp11.3
171 Kallmann syndrome 1 (KAL1)	Xp22.31
172 Kleefstra syndrome	9q34.3
173 Koolen-De Vries syndrome (KDVS)	17q21.2-q21.31
174 L1 syndrome	Xq28
175 Leigh syndrome (LS)	11q13.2
176 Leigh syndrome, X-linked	Xp22.12
177 Leri-Weill dyschondrosteosis (LWD)	Xp22.33
178 Lesch-Nyhan syndrome (LNS)	Xq26.2-q26.3
179 Leukodystrophy, demyelinating, adult onset, autosomal dominant (ADLD)	5q23.2
180 Lissencephaly 1 (LIS1)	17p13.3
181 Lissencephaly 2 (LIS2)	7q22.1
182 Lissencephaly, X-linked, 1 (LISX1)	Xq23
183 Lissencephaly, X-linked, 2 (LISX2)	Xp21.3
184 Loews-Dietz syndrome 1 (LDS1)	9q22.33
185 Loews-Dietz syndrome 2 (LDS2)	3p24.1-p23
186 Lowe oculocerebrorenal syndrome (OCRL)	Xq25-q26.1
187 Lubs X-linked mental retardation syndrome (MRXSL)	Xq28
189 Lymphoproliferative syndrome, X-linked, 1 (XLP1)	Xq25
190 Macrocephaly/autism syndrome	10q23.2-q23.31
191 Mandibulofacial dysostosis	17q21.31
192 Marfan syndrome (MFS)	15q21.1
193 Megalencephaly-polymicrogyria-polydactyly-hydrocephalus syndrome (MPPH)	1q43-q44
194 Mental Retardation (contain MYT1L gene)	2p25.3
195 Mental retardation and microcephaly with pontine and cerebellar hypoplasia	Xp11.4
196 Mental retardation with language impairment and autistic features	3p13
197 Mental retardation, autosomal dominant 1 (MRD1)	2q23.1
198 Mental retardation, autosomal dominant 12 (MRD12)	6q25.3
199 Mental retardation, autosomal dominant 22 (MRD22)	1q43-q44
200 Mental retardation, X-linked 19 (MRX19)	Xp22.12
201 Mental retardation, X-linked 21 (MRX21)	Xp21.3-p21.2
202 Mental retardation, X-linked 30 (MRX30)	Xq23
203 Mental retardation, X-linked 41 (MRX41)	Xq28
204 Mental retardation, X-linked 45 (MRX45)	Xp11.23
205 Mental retardation, X-linked 58 (MRX58)	xp11.4


















DISEASES SCREENED

Disease Name	Cytoband
206 Mental retardation, X-linked 63 (MRX63)	Xq23
207 Mental retardation, X-linked 89 (MRX89)	Xp11.23
208 Mental retardation, X-linked 9 (MRX9)	Xp11.23
209 Mental retardation, X-linked 90 (MRX90)	Xq13.1
210 Mental retardation, X-linked 94 (MRXSW) 	Xq25
211 Mental retardation, X-linked syndromic, Fried type (MRXSF)	Xp22.2
212 Mental retardation, X-linked, associated with fragile site FRAXE	Xq28
213 Mental retardation, X-linked, syndromic 15  	Xq24
214 Mental retardation, X-linked, Claes-Jensen type 	Xp11.22
215 Mental retardation, X-linked, with cerebellar hypoplasia and distinctive facial appearance	Xq12-q13.1
216 Mental retardation, X-linked, with or without seizures, ARX-related	Xp21.3
217 Mental retardation, X-linked, with panhypopituitarism	Xq27.1
218 Mental retardation-hypotonic facies syndrome, X-linked, 1 (MRXHF1)     	Xq21.1
219 Metachondromatosis (METCDS)	12q24.13
220 Metachromatic leukodystrophy (MLD)	22q13.33
221 Microphthalmia, syndromic 7 (MCOPS7)      	Xp22.2
222 Microphthalmia, syndromic 3 (MCOPS3)   	3q26.33
223 Microphthalmia, syndromic 2 (MCOPS2)   	Xp11.4
224 Microphthalmia, syndromic 5 (MCOPS5)   	14q22.2-14q23.1
225 Microphthalmia, syndromic 6 (MCOPS6)  	14q22.2
226 Microvascular complications of diabetes 1 (MVCD1)	6p21.1
227 Miller-Dieker lissencephaly syndrome (MDLS)   	17p13.3
228 Mohr-Tranebjaerg syndrome (MTS)	Xq22.1
229 Mowat-Wilson syndrome (MOWS)   	2q22.3
230 Mucopolysaccharidosis type II (MPS2) 	Xq28
231 Muscular dystrophy, Duchenne type (DMD) 	Xp21.2-p21.1
232 Myoclonic dystonia	7q21.3
233 Myotubular myopathy, X-linked (CNMX) 	Xq28
234 Nablus mask-like facial syndrome (NMLFS)	8q22.1
235 Nail-patella syndrome (NPS)	9q33.3
236 Nance-Horan syndrome (NHS)	Xp22.13
237 Nephronophthisis 1 (NPHP1)	2q13
238 Neurofibromatosis, type 1 (NF1) 	17q11.2
239 Neurofibromatosis, type II (NF2) 	22q12.2
240 Neuropathy, Hereditary, with liability to pressure palsies (HNPP)	17p12
241 Noonan syndrome 1 (NS1)  	12q24.13-q24.21
242 Noonan syndrome 4 (NS4)  	2p22.1
243 Norrie disease (ND)	Xp11.3
244 Nystagmus, infantile periodic alternating, X-linked (NYS1)	Xq26.2
245 Obesity, severe	6q16.1-q16.3
246 Occipital horn syndrome (OHS)	Xq21.1
247 Opitz GBBB syndrome, X-linked   	Xp22.2
248 Ornithine transcarbamylase deficiency	Xp11.4
249 Orofaciodigital syndrome I (OFD1)    	Xp22.2
250 Osteogenesis imperfecta, type II (OI2) 	7q21.3
251 Osteogenesis imperfecta, type IV 	17q21.33
252 Otofaciocervical syndrome 1 (OFC1)	8q13.2-q13.3
253 Pallister-Hall syndrome (PHS)      	7p14.1
254 Pallister-Killian syndrome (PKS)    	12p13.31-p13.2
255 Parietal foramina 1 (PFM) 	5q35.2
256 PCWH syndrome (PCWH)	22q13.1

DISEASES SCREENED

Disease Name	Cytoband
257 Pelizaeus-Merzbacher disease (PMD)	Xq22.1-q22.2
258 Phelan-McDermid syndrome	22q13.33
259 Pitt-Hopkins syndrome (PTHS)	18q21.2
260 Pituitary hormone deficiency, combined, 4 (CPHD4) 🧑	1q25.2-q25.3
261 Polycystic kidney disease 1 (PKD1) ❤️	16p13.3
262 Polycystic kidney disease 2 (PKD2) ❤️	4q22.1
263 Potocki-Lupski syndrome (PTLS) ❤️	17p11.2
264 Potocki-Shaffer syndrome (PSS) 🧎🧎	11p11.2
265 Williams-Beuren syndrome (WBS) 🧑	15q11.2-q13.1
266 Pulmonary hypertension, primary, 1 (PPH1) ❤️	2q33.1-q33.2
267 Pyruvate dehydrogenase E1-alpha deficiency (PDHAD)	Xp22.12
268 Recombinant chromosome 8 syndrome ❤️	8p23.3-p23.2
269 Recombinant chromosome 8 syndrome ❤️	8q22.3-q24.3
270 Renal cysts and diabetes syndrome (RCAD) 🧑	17q12
271 Retinitis pigmentosa 2 (RP2)	Xp11.23
272 Retinoblastoma (RB1)	13q14.2
273 Retinoschisis 1, X-linked, juvenile (RS1)	Xp22.13
274 Rett syndrome (RTT)	Xq28
275 Rett syndrome, congenital variant	14q12
276 Rubinstein-Taybi syndrome 1 (RSTS1) ❤️	16p13.3
277 Saethre-Chotzen syndrome (SCS) ❤️👄🧎🧑🧎	7p21.1
278 Schizophrenia (contain ASTN2 gene)	9q33.1
279 Schizophrenia (contain SELENBP1 gene)	1q21.3
280 Schizophrenia 17 (SCZD17)	2p16.3
281 Schizophrenia 9 (SCZD9)	1q42.2
282 Schizophrenia (contain ZNF804A gene)	2q32.1
283 Seizures, benign familial neonatal, 1, and/or myokymia, included	20q13.33
284 Sex reversal 1, 46,XX (SRXX1)	Yp11.31
285 Sex reversal 1, 46,XY (SRXY1)	Yp11.31
286 Sex reversal 2, 46,XY (SRXY2)	Xp21.2
287 Sex reversal 3, 46,XY (SRXY3)	9q33.3
288 Sex reversal 4, 46,XY (SRXY4)	9p24.3
289 Simpson-Golabi-Behmel syndrome, type 1 (SGBS1) ❤️👄🧠🌀🧑	Xq26.2
290 Smith-Lemli-Opitz syndrome (SLOS) ❤️🧑🧎	11q13.4
291 Smith-Magenis syndrome (SMS) ❤️🧑	17p11.2
292 Sotos syndrome 1 (SOTOS1) ❤️	5q35.2-q35.3
293 Speech-language disorder 1 (SPCH1)	7q31.1
294 Spermatogenic failure, Y-linked, 1 (SPGFY1)	Yq11.21
295 Spermatogenic failure, Y-linked, 2 (SPGFY2)	Yq11.222-q11.23
296 Split hand/foot malformation 4 (SHFM4)	3q28
297 Split-hand/foot malformation 5 (SHFM5)	2q31.1
298 Split-hand/split-foot malformation 1 (SHFM1)	7q21.3
299 Split-hand/split-foot malformation 3 (SHFM3)	10q24.31-q24.32
300 Stickler syndrome, type I (STL1) ❤️👄	12q13.11
301 Stickler syndrome, type II (STL2) 👄	1p21.1
302 Synpolydactyly 1 (SPD1) 🧎🧎	2q31.1
303 Thrombocytopenia, Paris-Trousseau type (TCPT) ❤️	11q23
304 Thrombocytopenia-absent radius syndrome (TAR) ❤️	1p21.1
305 Toe syndactyly, telecanthus, and anogenital and renal malformations 🌟	Xq28
306 Tooth agenesis, selective 3 (STHAG3)	14q13.3
307 Townes-Brocks syndrome (TBS) 🧑🧎🌟	16q12.1

DISEASES SCREENED

Disease Name	Cytoband
308 Treacher-Collins syndrome 1 (TCS1)	5q32
309 Trichorhinophalangeal syndrome, type I (TRPS1) 	8q23.3
310 Trichorhinophalangeal syndrome, type II (TRPS2) 	8q23.3-q24.11
311 Tuberous sclerosis 2 (TSC2)	16p13.3
312 Tuberous sclerosis 1 (TSC1)	9q34.13
313 Ulnar-mammary syndrome (UMS)  	12q24.21
314 van der Woude syndrome 1 (VWS1) 	1q32.2
315 Velocardiofacial syndrome (VCFS)   	22q11.21
316 Ventricular fibrillation, paroxysmal familial, 2 (VF2)	7q36.2
317 von Hippel-Lindau syndrome (VHL)	3p25.3
318 Waardenburg syndrome, type 1 (WS1)  	2q36.1
319 Waardenburg syndrome, type 2A (WS2A)  	3p13
320 Waardenburg syndrome, type 2E (WS2E)	22q13.1
321 Waardenburg syndrome, type 4C (WS4C)	22q13.1
322 Williams-Beuren region duplication syndrome	7q11.23
323 Williams-Beuren syndrome (WBS)	7q11.23
324 Wilms tumor 1 (WT1)	11p13
325 Wilms tumor, aniridia, genitourinary anomalies and mental retardation syndrome (WAGR) 	11p13
326 Wilms tumor, aniridia, genitourinary anomalies, mental retardation, and obesity syndrome	11p14.1
327 Witkop syndrome	4p16.2-p16.1
328 Wolf-Hirschhorn syndrome (WHS)    	4p16.3
329 X-inactivation, familial skewed, 1 (SX11)	Xq13.2
330 X-linked mental retardation (Contain ELK1 gene)	Xp11.23
331 X-linked mental retardation (Contain VCX3A gene)	Xp22.31

T
X



RECOGNIZED AS RESEARCH & DEVELOPMENT UNIT

by the Department of Science and Industrial Research (DSIR)
Ministry of Science and Technology, Govt of India



REGENERATIVE MEDICAL SERVICES PVT. LTD.

Head Office: 2-ABC, Acme Plaza, Andheri East, Mumbai - 400059, India.
Tel.: +91 22 6733 0300 | E-mail: info@babycell.in | Website: www.babycell.in

Toll Free No.: 1800-209-0309 | SMS 'BabyCell' to 56677